

ROLLEASE ACMEDA **ACOUSTICAL** **PERFORMANCE** **TEST REPORT**

SCOPE OF WORK

ASTM C423 SOUND ABSORPTION TESTING ON OMNIASCREEN, ROLLER SHADE FABRIC

REPORT NUMBER

I7377.01-113-11-RO

TEST DATE

08/14/18

ISSUE DATE

09/04/18

RECORD RETENTION END DATE

08/14/22

PAGES

10

DOCUMENT CONTROL NUMBER

ATI 00270 (07/24/17)
RT-R-AMER-Test-2755
© 2017 INTERTEK





130 Derry Court
York, Pennsylvania 17406
Telephone: 717-764-7700
Facsimile: 717-764-4129
www.intertek.com/building

TEST REPORT FOR ROLLEASE ACMEDA
Report No.: I7377.01-113-11-R0
Date: 09/04/18

REPORT ISSUED TO
ROLLEASE ACMEDA
200 Harvard Avenue
Stamford, Connecticut 06902

SECTION 1
SCOPE

Intertek Building & Construction (B&C) was contracted by Rollease Acmeda to perform a sound absorption test. Results obtained are tested values and were secured by using the designated test method(s). The complete test data is included herein. The client provided the test specimen. All measurements were conducted in the HT test chambers at Intertek B&C located in York, Pennsylvania.

This report does not constitute certification of this product nor an opinion or endorsement by this laboratory.

SECTION 2
SUMMARY OF TEST RESULTS

SERIES/MODEL	OmniaScreen							
SAMPLE TYPE	Roller shade fabric							
MOUNTING TYPE	G							
DATA FILE NO.	1/3 OCTAVE SOUND ABSORPTION COEFFICIENTS AT THE OCTAVE BAND FREQUENCIES						NRC	SAA
	125	250	500	1000	2000	4000		
I7377.01	0.01	0.04	0.12	0.27	0.19	0.24	0.15	0.17

For INTERTEK B&C:


COMPLETED BY: Jear N. Mutunda
Technician II
TITLE: Acoustical Testing
SIGNATURE: 
Digitally Signed by Jear N. Mutunda
DATE: 09/04/18

REVIEWED BY: Kurt A. Golden
Project Lead
TITLE: Acoustical Testing
SIGNATURE: 
Digitally Signed by Kurt A. Golden
DATE: 09/04/18

JNM:jmcs

This report is for the exclusive use of Intertek's Client and is provided pursuant to the agreement between Intertek and its Client. Intertek's responsibility and liability are limited to the terms and conditions of the agreement. Intertek assumes no liability to any party, other than to the Client in accordance with the agreement, for any loss, expense or damage occasioned by the use of this report. Only the Client is authorized to permit copying or distribution of this report and then only in its entirety. Any use of the Intertek name or one of its marks for the sale or advertisement of the tested material, product or service must first be approved in writing by Intertek. The observations and test results in this report are relevant only to the sample(s) tested. This report by itself does not imply that the material, product, or service is or has ever been under an Intertek certification program.





Total Quality. Assured.

TEST REPORT FOR ROLLESE ACMEDA

Report No.: I7377.01-113-11-R0

Date: 09/04/18

SECTION 3

TEST METHODS

The specimens were evaluated in accordance with the following:

ASTM C423-17, Standard Test Method for Sound Absorption and Sound Absorption Coefficients by the Reverberation Room Method

ASTM E795-16, Standard Practices for Mounting Test Specimens During Sound Absorption Tests

SECTION 4

SPECIMEN MOUNTING

For the Type G mounting, the test specimen was fabric hung from a solid beam parallel to the test surface. The specimen was hung 75 mm (3") from the test surface.

130 Derry Court
York, Pennsylvania 17406

Telephone: 717-764-7700
Facsimile: 717-764-4129
www.intertek.com/building



130 Derry Court
York, Pennsylvania 17406
Telephone: 717-764-7700
Facsimile: 717-764-4129
www.intertek.com/building

TEST REPORT FOR ROLLEASE ACMEDA
Report No.: I7377.01-113-11-R0
Date: 09/04/18

SECTION 5
EQUIPMENT

The equipment listed below meets the requirements of the test methods stated in Section 3 of this report.

INSTRUMENT	MANUFACTURER	MODEL	DESCRIPTION	ASSET #	DATE OF CALIBRATION
Data Acquisition Card	National Instruments	PXI-4462	Data Acquisition Card	65125	05/18
Data Acquisition Card	National Instruments	PXI-4462	Data Acquisition Card	65126	05/18
Data Acquisition Card	National Instruments	PXI-4462	Data Acquisition Card	63763-3	04/18
Microphone Calibrator	Norsonic	1251	Acoustical Calibrator	Y002919	04/18
Receive Room Microphone	PCB Piezotronics	378B20	Microphone and Preamplifier	64907	12/17
Receive Room Microphone	PCB Piezotronics	378B20	Microphone and Preamplifier	64908	12/17
Receive Room Microphone	PCB Piezotronics	378B20	Microphone and Preamplifier	64909	12/17
Receive Room Microphone	PCB Piezotronics	378B20	Microphone and Preamplifier	64910	12/17
Receive Room Microphone	PCB Piezotronics	378B20	Microphone and Preamplifier	64911	01/18
Receive Room Environmental Indicator	Comet	T7510	Temperature and Humidity Transmitter	64915	03/18

Test Chamber:

	VOLUME	DESCRIPTION
RECEIVE ROOM	234 m ³	Rotating vane and stationary diffusers Temperature and humidity controlled Isolation pads under the floor

N/A Not Applicable



Total Quality. Assured.

130 Derry Court
York, Pennsylvania 17406
Telephone: 717-764-7700
Facsimile: 717-764-4129
www.intertek.com/building

TEST REPORT FOR ROLLEASE ACMEDA
Report No.: I7377.01-113-11-R0
Date: 09/04/18

SECTION 6 LIST OF OFFICIAL OBSERVERS

NAME	COMPANY
Jear N. Mutunda	Intertek B&C
Kurt A. Mutunda	Intertek B&C

SECTION 7 TEST PROCEDURE

The sensitivity of the microphones was checked before measurements were conducted. Empty room sound absorption measurements were conducted before the specimen was installed. Full room sound absorption measurements were conducted after the specimen was installed.

For the empty and full room measurements, ten decay measurements were conducted at each of the five microphone positions. Data was obtained at 1/3 octave band frequencies ranging from 80 to 5000 hertz. The air temperature and relative humidity conditions were monitored and recorded during the measurements.

Intertek B&C will store samples of test specimens for four years.

SECTION 8 TEST CALCULATIONS

The Sound Absorption Coefficient is the full room absorption minus the empty room absorption divided by the area of the sample in m². The Sound Absorption Coefficient is dimensionless.

The Noise Reduction Coefficient (NRC) rating is the arithmetic average of the sound absorption coefficients at 250, 500, 1000 and 2000 hertz. The average is rounded to the nearest multiple of 0.05.

The Sound Absorption Average (SAA) rating is the arithmetic average of the sound absorption coefficients at the frequencies ranging from 200 to 2500 hertz. The average is rounded to the nearest multiple of 0.01.

The Sound Absorption Coefficient is the full room absorption minus the empty room absorption divided by the number of units being tested. The Sound Absorption Coefficient is dimensionless.



130 Derry Court
York, Pennsylvania 17406
Telephone: 717-764-7700
Facsimile: 717-764-4129
www.intertek.com/building

TEST REPORT FOR ROLLESE ACMEDA
Report No.: I7377.01-113-11-R0
Date: 09/04/18


SECTION 9 TEST SPECIMEN DESCRIPTION

The fabric was arranged to produce a 2.44 m by 2.74 m (96" by 108") test specimen. The total weight of the specimen was 3.10 kg (6.84 lbs).

Photographs are included in Section 11.

The client did not supply a report drawing of the test specimen.

DESCRIPTION	AVERAGE WEIGHT	AVERAGE THICKNESS
OmniaScreen – 75% PVC, 25% polyester screen fabric	0.46 kg/m ²	0.61 mm
	0.09 lbs/ft ²	0.02"



130 Derry Court
York, Pennsylvania 17406
Telephone: 717-764-7700
Facsimile: 717-764-4129
www.intertek.com/building

TEST REPORT FOR ROLLEAS ACMEDA
Report No.: I7377.01-113-11-R0
Date: 09/04/18

SECTION 10
TEST RESULTS

I7377.01 DATA

SPECIMEN AREA	6.65 m ²
MOUNTING TYPE	G

	EMPTY	FULL
TEMP °C	21.8	23.0
RH %	52	51
B.P. (mb)	984	983

FREQ (Hz)	EMPTY ROOM ABSORPTION (m ²)	UNCERTAINTY	FULL ROOM ABSORPTION (m ²)	UNCERTAINTY	ABSORPTION COEFFICIENT	RELATIVE UNCERTAINTY
63	3.50	0.667	3.54	0.591	0.01	0.134
80	4.03	0.726	3.98	0.670	0.00	0.149
100	4.79	0.806	4.79	0.646	0.00	0.155
125	4.67	0.366	4.73	0.406	0.01	0.082
160	4.33	0.175	4.44	0.110	0.02	0.031
200	4.27	0.136	4.46	0.188	0.03	0.035
250	4.89	0.056	5.16	0.096	0.04	0.017
315	5.14	0.072	5.59	0.052	0.07	0.013
400	5.19	0.027	5.84	0.060	0.10	0.010
500	5.15	0.041	5.97	0.142	0.12	0.022
630	4.79	0.028	6.03	0.027	0.19	0.006
800	4.96	0.027	6.55	0.011	0.24	0.004
1000	4.90	0.027	6.73	0.015	0.27	0.005
1250	5.18	0.011	7.14	0.021	0.29	0.004
1600	5.27	0.022	6.92	0.018	0.25	0.004
2000	5.18	0.018	6.46	0.012	0.19	0.003
2500	5.39	0.017	6.94	0.323	0.23	0.049
3150	5.94	0.015	7.57	0.007	0.25	0.003
4000	6.31	0.010	7.91	0.009	0.24	0.002
5000	6.83	0.007	8.37	0.010	0.23	0.002
6300	7.01	0.003	8.61	0.004	0.24	0.001
8000	8.01	0.003	9.59	0.003	0.24	0.001
10000	8.30	0.006	9.73	0.004	0.22	0.001

NRC RATING	0.15	(Noise Reduction Coefficient)
SAA RATING	0.17	(Sound Absorption Average)

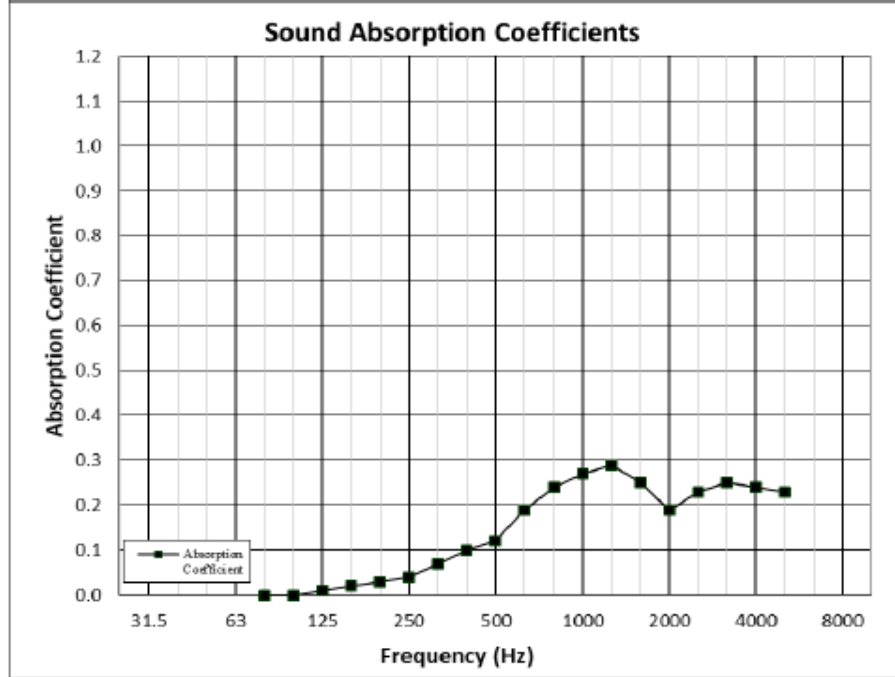
2) The SAA rating is the arithmetic average of the sound absorption coefficients at the frequencies ranging from 200 to 2500 hertz. The average is rounded to the nearest multiple of 0.01.




130 Derry Court
York, Pennsylvania 17406
Telephone: 717-764-7700
Facsimile: 717-764-4129
www.intertek.com/building

TEST REPORT FOR ROLLEASE ACMEDA
Report No.: I7377.01-113-11-R0
Date: 09/04/18

I7377.01 GRAPH





130 Derry Court
York, Pennsylvania 17406
Telephone: 717-764-7700
Facsimile: 717-764-4129
www.intertek.com/building

TEST REPORT FOR ROLLEASE ACMEDA
Report No.: I7377.01-113-11-R0
Date: 09/04/18

SECTION 11
PHOTOGRAPHS




Photo No. 1
View of Installed Specimen



Photo No. 2
Side view of Installed Specimen



130 Derry Court
York, Pennsylvania 17406
Telephone: 717-764-7700
Facsimile: 717-764-4129
www.intertek.com/building

TEST REPORT FOR ROLLESE ACMEDA
Report No.: I7377.01-113-11-R0
Date: 09/04/18

SECTION 12
REVISION LOG

REVISION #	DATE	PAGES	REVISION
0	09/04/18	N/A	Original Report Issue