



ENERGY IMPROVEMENT RATING

Rollease Acmeda, Inc.

Model Name: 3000 Net 10% | White/Beige

AERC #: RS-L-0FDQW




COOL CLIMATE RATING

*NOT APPLICABLE FOR
ENERGY IMPROVEMENT.*



WARM CLIMATE RATING

35/55



*Maximum energy improvement for all AERC certified products can be up to 110. Other attachment products and/or automation may provide more savings in your climate.

To find your state's climate zone or learn more, visit:

AERCenergyRating.org

DISCLAIMER: THE ATTACHMENTS ENERGY RATING COUNCIL RATINGS ARE BASED ON CERTAIN ASSUMED CRITERIA INCLUDING ATTACHMENT INSTALLATION OVER A DOUBLE-PANE, CLEAR GLASS WINDOW. AERC DOES NOT REPRESENT OR GUARANTEE IN ANY RESPECT THAT THE CONSUMER WILL EXPERIENCE ENERGY SAVINGS. SEE WEBSITE FOR ADDITIONAL RATING CRITERIA DETAILS.



ENERGY IMPROVEMENT RATING

Rollease Acmeda, Inc.

Model Name: 3000 Net 10% | White/Gray

AERC #: RS-L-RVA3S




COOL CLIMATE RATING

*NOT APPLICABLE FOR
ENERGY IMPROVEMENT.*



WARM CLIMATE RATING

29/55



*Maximum energy improvement for all AERC certified products can be up to 110. Other attachment products and/or automation may provide more savings in your climate.

To find your state's climate zone or learn more, visit:

AERCenergyRating.org

DISCLAIMER: THE ATTACHMENTS ENERGY RATING COUNCIL RATINGS ARE BASED ON CERTAIN ASSUMED CRITERIA INCLUDING ATTACHMENT INSTALLATION OVER A DOUBLE-PANE, CLEAR GLASS WINDOW. AERC DOES NOT REPRESENT OR GUARANTEE IN ANY RESPECT THAT THE CONSUMER WILL EXPERIENCE ENERGY SAVINGS. SEE WEBSITE FOR ADDITIONAL RATING CRITERIA DETAILS.



ENERGY IMPROVEMENT RATING

Rollease Acmeda, Inc.

Model Name: 3000 Net 10% | White/White

AERC #: RS-L-IVTFH



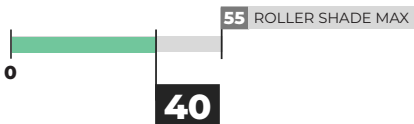
COOL CLIMATE RATING

*NOT APPLICABLE FOR
ENERGY IMPROVEMENT.*



WARM CLIMATE RATING

40/55



*Maximum energy improvement for all AERC certified products can be up to 110. Other attachment products and/or automation may provide more savings in your climate.

To find your state's climate zone or learn more, visit:

AERCenergyRating.org

DISCLAIMER: THE ATTACHMENTS ENERGY RATING COUNCIL RATINGS ARE BASED ON CERTAIN ASSUMED CRITERIA INCLUDING ATTACHMENT INSTALLATION OVER A DOUBLE-PANE, CLEAR GLASS WINDOW. AERC DOES NOT REPRESENT OR GUARANTEE IN ANY RESPECT THAT THE CONSUMER WILL EXPERIENCE ENERGY SAVINGS. SEE WEBSITE FOR ADDITIONAL RATING CRITERIA DETAILS.



ENERGY IMPROVEMENT RATING

Rollease Acmeda, Inc.

Model Name: 3000 Net 1% | White/Beige

AERC #: RS-L-XAYW7



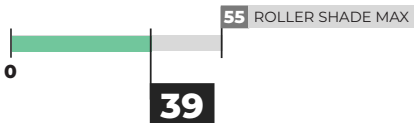
COOL CLIMATE RATING

*NOT APPLICABLE FOR
ENERGY IMPROVEMENT.*



WARM CLIMATE RATING

39/55



*Maximum energy improvement for all AERC certified products can be up to 110. Other attachment products and/or automation may provide more savings in your climate.

To find your state's climate zone or learn more, visit:

AERCenergyRating.org

DISCLAIMER: THE ATTACHMENTS ENERGY RATING COUNCIL RATINGS ARE BASED ON CERTAIN ASSUMED CRITERIA INCLUDING ATTACHMENT INSTALLATION OVER A DOUBLE-PANE, CLEAR GLASS WINDOW. AERC DOES NOT REPRESENT OR GUARANTEE IN ANY RESPECT THAT THE CONSUMER WILL EXPERIENCE ENERGY SAVINGS. SEE WEBSITE FOR ADDITIONAL RATING CRITERIA DETAILS.



ENERGY IMPROVEMENT RATING

Rollease Acmeda, Inc.

Model Name: 3000 Net 1% | White/Gray

AERC #: RS-L-ZUQDS



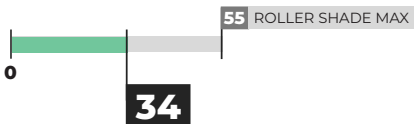
COOL CLIMATE RATING

*NOT APPLICABLE FOR
ENERGY IMPROVEMENT.*



WARM CLIMATE RATING

34/**55**



*Maximum energy improvement for all AERC certified products can be up to 110. Other attachment products and/or automation may provide more savings in your climate.

To find your state's climate zone or learn more, visit:

AERCenergyRating.org

DISCLAIMER: THE ATTACHMENTS ENERGY RATING COUNCIL RATINGS ARE BASED ON CERTAIN ASSUMED CRITERIA INCLUDING ATTACHMENT INSTALLATION OVER A DOUBLE-PANE, CLEAR GLASS WINDOW. AERC DOES NOT REPRESENT OR GUARANTEE IN ANY RESPECT THAT THE CONSUMER WILL EXPERIENCE ENERGY SAVINGS. SEE WEBSITE FOR ADDITIONAL RATING CRITERIA DETAILS.



ENERGY IMPROVEMENT RATING

Rollease Acmeda, Inc.

Model Name: 3000 Net 1% | White/White

AERC #: RS-L-GIRKI



COOL CLIMATE RATING

*NOT APPLICABLE FOR
ENERGY IMPROVEMENT.*



WARM CLIMATE RATING

45/**55**

55 ROLLER SHADE MAX

0

45

*Maximum energy improvement for all AERC certified products can be up to 110. Other attachment products and/or automation may provide more savings in your climate.

To find your state's climate zone or learn more, visit:

AERCenergyRating.org

DISCLAIMER: THE ATTACHMENTS ENERGY RATING COUNCIL RATINGS ARE BASED ON CERTAIN ASSUMED CRITERIA INCLUDING ATTACHMENT INSTALLATION OVER A DOUBLE-PANE, CLEAR GLASS WINDOW. AERC DOES NOT REPRESENT OR GUARANTEE IN ANY RESPECT THAT THE CONSUMER WILL EXPERIENCE ENERGY SAVINGS. SEE WEBSITE FOR ADDITIONAL RATING CRITERIA DETAILS.



ENERGY IMPROVEMENT RATING

Rollease Acmeda, Inc.

Model Name: 3000 Net 3% | White/Beige

AERC #: RS-L-NXFON



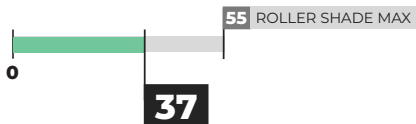
COOL CLIMATE RATING

*NOT APPLICABLE FOR
ENERGY IMPROVEMENT.*



WARM CLIMATE RATING

37 / 55



*Maximum energy improvement for all AERC certified products can be up to 110. Other attachment products and/or automation may provide more savings in your climate.

To find your state's climate zone or learn more, visit:

AERCEnergyRating.org

DISCLAIMER: THE ATTACHMENTS ENERGY RATING COUNCIL RATINGS ARE BASED ON CERTAIN ASSUMED CRITERIA INCLUDING ATTACHMENT INSTALLATION OVER A DOUBLE-PANE, CLEAR GLASS WINDOW. AERC DOES NOT REPRESENT OR GUARANTEE IN ANY RESPECT THAT THE CONSUMER WILL EXPERIENCE ENERGY SAVINGS. SEE WEBSITE FOR ADDITIONAL RATING CRITERIA DETAILS.



ENERGY IMPROVEMENT RATING

Rollease Acmeda, Inc.

Model Name: 3000 Net 3% | White/Gray

AERC #: RS-L-HOM37



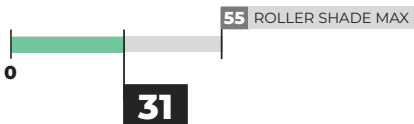
COOL CLIMATE RATING

*NOT APPLICABLE FOR
ENERGY IMPROVEMENT.*



WARM CLIMATE RATING

31/**55**



*Maximum energy improvement for all AERC certified products can be up to 110. Other attachment products and/or automation may provide more savings in your climate.

To find your state's climate zone or learn more, visit:

AERCEnergyRating.org

DISCLAIMER: THE ATTACHMENTS ENERGY RATING COUNCIL RATINGS ARE BASED ON CERTAIN ASSUMED CRITERIA INCLUDING ATTACHMENT INSTALLATION OVER A DOUBLE-PANE, CLEAR GLASS WINDOW. AERC DOES NOT REPRESENT OR GUARANTEE IN ANY RESPECT THAT THE CONSUMER WILL EXPERIENCE ENERGY SAVINGS. SEE WEBSITE FOR ADDITIONAL RATING CRITERIA DETAILS.



ENERGY IMPROVEMENT RATING

Rollease Acmeda, Inc.

Model Name: 3000 Net 3% | White/White

AERC #: RS-L-ORMFM



COOL CLIMATE RATING

*NOT APPLICABLE FOR
ENERGY IMPROVEMENT.*



WARM CLIMATE RATING

43/**55**

55 ROLLER SHADE MAX



*Maximum energy improvement for all AERC certified products can be up to 110. Other attachment products and/or automation may provide more savings in your climate.

To find your state's climate zone or learn more, visit:

AERCenergyRating.org

DISCLAIMER: THE ATTACHMENTS ENERGY RATING COUNCIL RATINGS ARE BASED ON CERTAIN ASSUMED CRITERIA INCLUDING ATTACHMENT INSTALLATION OVER A DOUBLE-PANE, CLEAR GLASS WINDOW. AERC DOES NOT REPRESENT OR GUARANTEE IN ANY RESPECT THAT THE CONSUMER WILL EXPERIENCE ENERGY SAVINGS. SEE WEBSITE FOR ADDITIONAL RATING CRITERIA DETAILS.



ENERGY IMPROVEMENT RATING

Rollease Acmeda, Inc.

Model Name: 3000 Net 5% | White/Beige

AERC #: RS-L-AETGQ



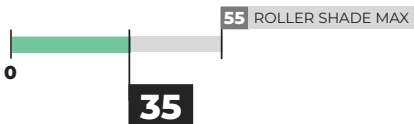
COOL CLIMATE RATING

*NOT APPLICABLE FOR
ENERGY IMPROVEMENT.*



WARM CLIMATE RATING

35/55



*Maximum energy improvement for all AERC certified products can be up to 110. Other attachment products and/or automation may provide more savings in your climate.

To find your state's climate zone or learn more, visit:

AERCenergyRating.org

DISCLAIMER: THE ATTACHMENTS ENERGY RATING COUNCIL RATINGS ARE BASED ON CERTAIN ASSUMED CRITERIA INCLUDING ATTACHMENT INSTALLATION OVER A DOUBLE-PANE, CLEAR GLASS WINDOW. AERC DOES NOT REPRESENT OR GUARANTEE IN ANY RESPECT THAT THE CONSUMER WILL EXPERIENCE ENERGY SAVINGS. SEE WEBSITE FOR ADDITIONAL RATING CRITERIA DETAILS.



ENERGY IMPROVEMENT RATING

Rollease Acmeda, Inc.

Model Name: 3000 Net 5% | White/Gray

AERC #: RS-L-N70WX




COOL CLIMATE RATING

*NOT APPLICABLE FOR
ENERGY IMPROVEMENT.*



WARM CLIMATE RATING

29/55



*Maximum energy improvement for all AERC certified products can be up to 110. Other attachment products and/or automation may provide more savings in your climate.

To find your state's climate zone or learn more, visit:

AERCenergyRating.org

DISCLAIMER: THE ATTACHMENTS ENERGY RATING COUNCIL RATINGS ARE BASED ON CERTAIN ASSUMED CRITERIA INCLUDING ATTACHMENT INSTALLATION OVER A DOUBLE-PANE, CLEAR GLASS WINDOW. AERC DOES NOT REPRESENT OR GUARANTEE IN ANY RESPECT THAT THE CONSUMER WILL EXPERIENCE ENERGY SAVINGS. SEE WEBSITE FOR ADDITIONAL RATING CRITERIA DETAILS.



ENERGY IMPROVEMENT RATING

Rollease Acmeda, Inc.

Model Name: 3000 Net 5% | White/White

AERC #: RS-L-EBU4R



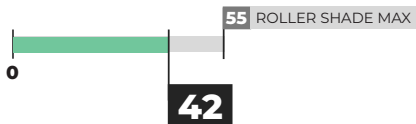
COOL CLIMATE RATING

*NOT APPLICABLE FOR
ENERGY IMPROVEMENT.*



WARM CLIMATE RATING

42/55



*Maximum energy improvement for all AERC certified products can be up to 110. Other attachment products and/or automation may provide more savings in your climate.

To find your state's climate zone or learn more, visit:

AERCenergyRating.org

DISCLAIMER: THE ATTACHMENTS ENERGY RATING COUNCIL RATINGS ARE BASED ON CERTAIN ASSUMED CRITERIA INCLUDING ATTACHMENT INSTALLATION OVER A DOUBLE-PANE, CLEAR GLASS WINDOW. AERC DOES NOT REPRESENT OR GUARANTEE IN ANY RESPECT THAT THE CONSUMER WILL EXPERIENCE ENERGY SAVINGS. SEE WEBSITE FOR ADDITIONAL RATING CRITERIA DETAILS.



ENERGY IMPROVEMENT RATING

Rollease Acmeda, Inc.

Model Name: 3000 Net Privacy | White/Beige

AERC #: RS-L-KLAJJ



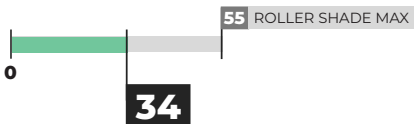
COOL CLIMATE RATING

*NOT APPLICABLE FOR
ENERGY IMPROVEMENT.*



WARM CLIMATE RATING

34/55



*Maximum energy improvement for all AERC certified products can be up to 110. Other attachment products and/or automation may provide more savings in your climate.

To find your state's climate zone or learn more, visit:

AERCenergyRating.org

DISCLAIMER: THE ATTACHMENTS ENERGY RATING COUNCIL RATINGS ARE BASED ON CERTAIN ASSUMED CRITERIA INCLUDING ATTACHMENT INSTALLATION OVER A DOUBLE-PANE, CLEAR GLASS WINDOW. AERC DOES NOT REPRESENT OR GUARANTEE IN ANY RESPECT THAT THE CONSUMER WILL EXPERIENCE ENERGY SAVINGS. SEE WEBSITE FOR ADDITIONAL RATING CRITERIA DETAILS.



ENERGY IMPROVEMENT RATING

Rollease Acmeda, Inc.

Model Name: 3000 Net Privacy | White/Gray

AERC #: RS-L-SAAWC



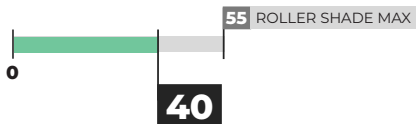
COOL CLIMATE RATING

*NOT APPLICABLE FOR
ENERGY IMPROVEMENT.*



WARM CLIMATE RATING

40/55



*Maximum energy improvement for all AERC certified products can be up to 110. Other attachment products and/or automation may provide more savings in your climate.

To find your state's climate zone or learn more, visit:

AERCenergyRating.org

DISCLAIMER: THE ATTACHMENTS ENERGY RATING COUNCIL RATINGS ARE BASED ON CERTAIN ASSUMED CRITERIA INCLUDING ATTACHMENT INSTALLATION OVER A DOUBLE-PANE, CLEAR GLASS WINDOW. AERC DOES NOT REPRESENT OR GUARANTEE IN ANY RESPECT THAT THE CONSUMER WILL EXPERIENCE ENERGY SAVINGS. SEE WEBSITE FOR ADDITIONAL RATING CRITERIA DETAILS.



ENERGY IMPROVEMENT RATING

Rollease Acmeda, Inc.

Model Name: 3000 Net Privacy | White/White
AERC #: RS-L-OFSXB



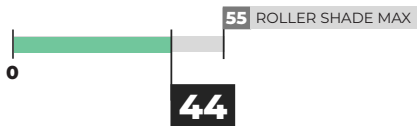
COOL CLIMATE RATING

*NOT APPLICABLE FOR
ENERGY IMPROVEMENT.*



WARM CLIMATE RATING

44/55



*Maximum energy improvement for all AERC certified products can be up to 110. Other attachment products and/or automation may provide more savings in your climate.

To find your state's climate zone or learn more, visit:

AERCenergyRating.org

DISCLAIMER: THE ATTACHMENTS ENERGY RATING COUNCIL RATINGS ARE BASED ON CERTAIN ASSUMED CRITERIA INCLUDING ATTACHMENT INSTALLATION OVER A DOUBLE-PANE, CLEAR GLASS WINDOW. AERC DOES NOT REPRESENT OR GUARANTEE IN ANY RESPECT THAT THE CONSUMER WILL EXPERIENCE ENERGY SAVINGS. SEE WEBSITE FOR ADDITIONAL RATING CRITERIA DETAILS.